

nyky@tu-sofia.bg

1.

ANSYS,

2.

[1].

3

[2,3].

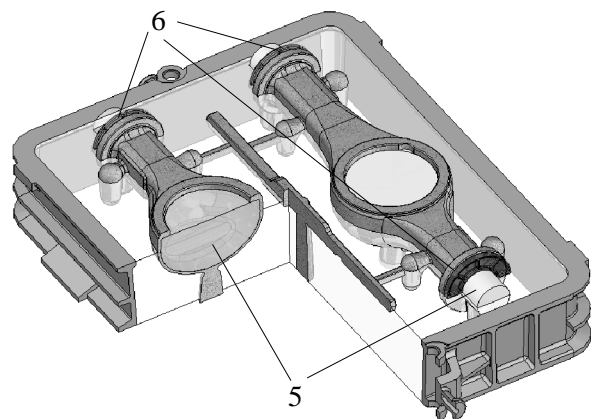
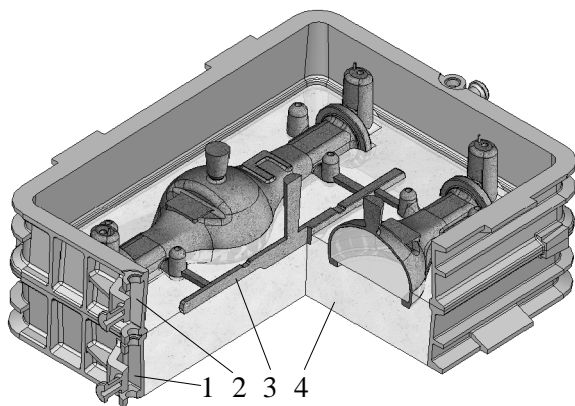
1580°

4.

5.

[4].

6.



1 – ; 2 – ; 3 – ; 4 – ; 5 – ; 6 –

3.

•

/

:

-

-

,

.

-

-

:

,

:

•

,

-

•

•

,

-

•

;

-

;

-

•

-

-

;

,

•

,

•

,

-

.

.

,

-

-

,

-

•

:

,

-

-

:

;

,

-

•

-

-

-

:

;

4.

•

:

,

-

.1

( ).

-

•

(1277 ),

:

-

-

,

,

,

-

•

;

:

.

-

,

,

,

-

-

.

,

.

-

,

-

-

-

•

:

,

-

,

-

;

,

-

,

,

-

/

.

•

/

:

,

,

-

,

;

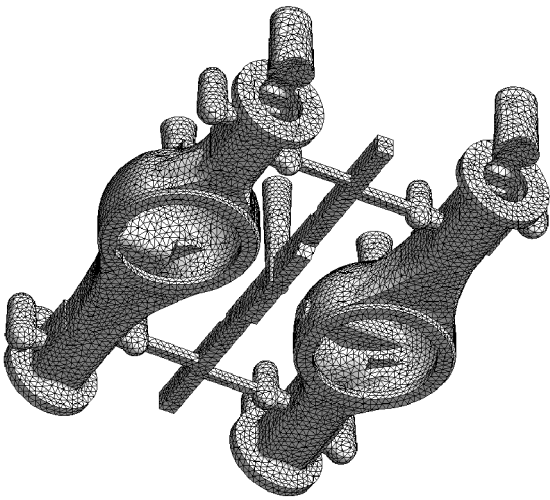
:

.2

.2

16

— 48



.2

.3

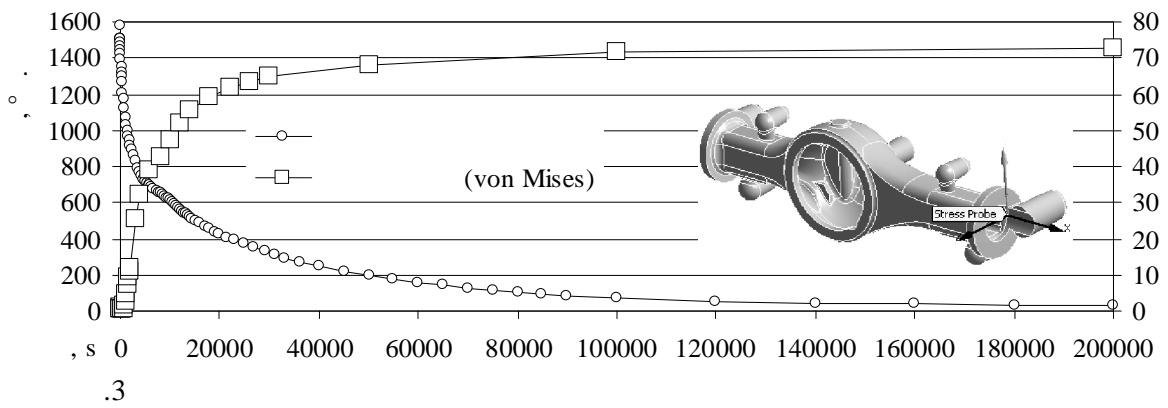
( . )

20000

30  
50 100000

84  
5

200000

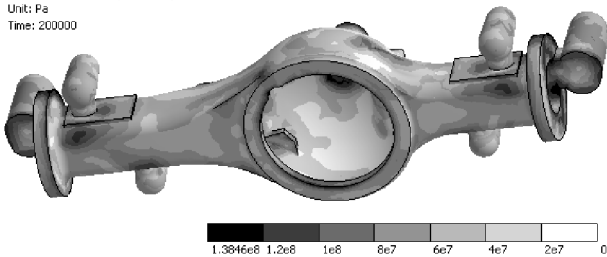


5.

- 
- 
- 


(.5).

Equivalent Stress (von-Mises)  
Unit: Pa  
Time: 200000



.4.

Total Deformation  
Type: Total Deformation  
Unit: m  
Time: 200000  
Max: 0.015067  
Min: 0



.5.

(.4)

6.

- [1] P. Beeley, *Foundry Technology*. Second edition. Butterworth-Heinemann, ISBN-0-7506-4567-9, 2001.
- [2] A. Paine et al., *Validation of stress prediction during solidification of cast components*, Solidification Processing 07 Conference, University of Sheffield, UK, 23-25 July 2007, pp 1-6.
- [3] A.Egner-Walter, M.Kothen, *Using stress simulation to tackle distortion and cracking in castings*, Metallurgical science and technology, Vol.24 No.2, Teksid Aluminium, Italy, 2006
- [4]

ANSYS.

“ 2009”, , 2009.

**PARTICULARITIES IN CALCULATIONS OF A HEAVY VEHICLE REAR AXLE CAST BEAM RESIDUAL STRESS AND DEFORMATIONS**

**Nikolay NIKOLOV**

(.5)